

## SONA MODERN PUBLIC SCHOOL

### Fun “n” Summer

As the school closes for a long summer break from **18.05.2026** to **30.06.2026** which is the most enviable part of school life. It provides time for rest and leisure. Every child enjoys the holidays in laze around, eat, play visits and to revive the things. But duties must not be forgotten. So balance should be maintained between recreation and work. We have planned some activities and work to enhance his/her learning skill in a fun filled way. We have tried to make the work enjoyable. Help your child to do the work. All the holiday homework should be done as per instruction

- ❖ All the given works will be done in the A-4 size sheet and put in the folder made by you with eco-friendly material.
- ❖ The practice work will be done in the copy.
- ❖ Every work should be decorative.
- ❖ At the end write the activity which you like most and why.
- ❖ Students must ensure that the work should be done efficiently as the work will be marked and marks will be added in the result.
- ❖ All children have to learn and complete the work done in the class before holidays..
- ❖ **The school will reopen on 01.07.2026**

### MESSAGE

**Dear Parents,**

Society is changing. Some changes are for the progress of the society as well as for the country. But some changes are taking the young generation towards the downfall, To save our civilization and culture there is a need to inculcate and enhance the moral values in youngsters. So you are requested to help our youngsters that should begin from the home.

If you see any wrong value you should immediately point out. Teach them:

- Use of word “Aap” to all, Use of the word “Excuse me”, “Sorry”, Thank you”, “Parden”.
- Not to interfere into the elder’s conversation.
- Do not use abusive languages.
- Respect elders and be polite to others.
- Wish everyone daily.
- Learn to quit their anger.
- To distinguish between bad and good vision and touch of others.
- Teach them to share their incidents of daily life with parents and the person whom they can trust. (Your family members, teachers).
- Always help the needy.
- Help to keep the house clean.
- Honesty is the best policy. Tell the truth at all times.
- Be polite.
- Share the T.V time. Do not sit too close while watching T.V .
- Be fair with your family and friends .
- Be responsible.
- Take small bites, eat neatly, slowly with your mouth closed.
- Help to clean up the table.

### 4 magic words that are basics of Good Manners are

- Please
- Thank you
- Excuse Me
- Sorry

### Everyday activities

- See the rising Sun in the morning and Sun setting in the evening.
- Take your child for nature walk.
- Do some breathing exercises.
- Hear the sounds of birds (chirping)
- Water the plant daily.
- Have milk and fruits daily.
- Drink lots of water daily.
- Converse in English.
- Converse important things with your parents (like T.V shows, visits etc.)
- Read some new things to increase your vocabulary.
- Help your child to identify new things.
- Child should be encouraged to ask questions.
- Meditate and do simple breathing and yoga exercises.
- Learn to dress yourself, button your shirt and tie your shoe laces on your own.

- Give your spare toys and clothes to the needy.
- Brushing teeth twice daily.
- Combing hair regularly.
- Bathing every day.
- Washing hands before and after meals.
- Trimming the nails and keeping them clean.

### Special activities

- Grow plants by using decorated waste bottles water them daily and submit it in the school, Use other to decorate your house.
- Make a beautiful sheets of my summer memories by pasting.
- Photographs, tickets of bus/ train /aeroplane .
- Learnt to make sandwich ,lemonade.
- Make a drawing and paste picture of share.

### Here are some activities given to help your child become independent and confident.

- Clean and arrange your bag.
- Make father's day card and surprise him .
- Find your old clothes, toys and any other things to donate.
- Check your school uniform clean and ironed /school shoes are polished.
- Opening and closing the bottle cap /tiffin lids .
- Picking up and holding on to small objects .
- Turning the pages of a book.
- Zipping and unzipping.
- Watering the plant using spray bottles.
- Buttoning and unbuttoning.
- Put on your shoes on the rack.
- Keeping belonging back in their place.
- Filling the water bottle.
- Tear chapati to eat your meal on your own .
- Do any outdoor activity like (swimming ,skating ,dancing singing, play etc.
- Visit to the place of your choice hill station , monument etc.( bring photographs)
- Paste the photograph of places you visited (paste your family photographs )
- Help your child to learn mouse skills.
- Encourage your ward to converse in English .
- Make reading a regular practice with pictures and large text .
- Make a bed time stories a part of your child's daily routine.

### ALL ABOUT ME

- **What is your name ?**
- **In which class do you read**
- **How old are you ?**
- **My address is \_\_\_\_\_**
- **My phone number is \_\_\_\_\_**
- **What is your school name?**
- **What is the name of your class teacher?**
- **May I drink water.**
- **May I go to washroom.**
- **I am hungry**
- **Please give me a glass of water**
- **Please on/off light / fan .**
- **Please tell me a story.**
- **I want to study/play.**
- **How are you .**
- **I have finished my walk / food.**
- **Please open / close my bag / bottle/ tiffin.**
- **I am feeling sleepy .**

**SUMMER HOLIDAYS HOMEWORK**  
**SESSION - 2026-27**  
**CLASS - NURSERY**

**ENGLISH:**

- Make Flash Cards of all the Alphabet.
- Alphabets A to D Roll no. 1-5
- Alphabets E to H Roll no. 6-10
- Alphabets I to L Roll no. 11-15
- Alphabets M to P Roll no. 16-20
- Alphabets Q to U Roll no. 21-25
- Alphabets R to Z Roll no. 26-30
  
- Learn and Make a poster or cutouts of the following rhymes let's sing rhymes ' according to ROLL NO.
- Save water Roll number 1 to 10
- Bits of paper. Roll no 11 to 20
- Lovely flower. Roll no 21 to 30
- One two buckle my shoe . Roll no 31 to 40

**HINDI:**

- निम्नलिखित एक कविता को कविता पर सुन्दर सा पोस्ट या कट आउट बना ओ और कविता याद करो
- बादल राजा - Roll no 1 to 10
- चंदा मामा - Roll no 11 to 20
- तितली रानी - Roll no 21 to 30
- कहानी शेर और चूहा - Roll no 31 to 40

## हिंदी व्यंजन के फ्लैश कार्ड बनाएं

- ✓ अक्षर क स घ - Roll no 1 to 10
- ✓ अक्षर च से झ - Roll no 11 to 20
- ✓ अक्षर ट से ढ - Roll no 21 to 30
- ✓ अक्षर तक से न - aRoll no 31 to 40

### MATHS:

- Use your creativity and make an object which is Triangle in shape and decorate it for example :- Birthday cap ,wall hanging etc :-

- Images for reference



- learn and make a flash card from 1 to 10,
- Number. 1 to 5 ( Roll number 1 to 20)
- Number. 6 to 10 ( Roll number 21 to 40)





**E.V.S:**

- Prepare the child to describe his/her favorite toy.
- Visit to zoo ,monuments, click pictures and make album
- Use your creativity and help your child to make cut out of any 1 fruit or vegetable of His/ her choice and make him/ her learn any two lines on its along with introduction



**Example**

I am a.....

I am ..... in colour.

I am healthy for your body.:

Let's go .....

- \* Plan a trip or one day trip
- \* Paste the photographs of your family
- \* Paste the photographs of the places your visited
- \*Paste the photographs of the different things you saw there\* help your child to make it beautiful.

Let's your child watch any of the movies in the vacation.

1. Charlie and the chocolate factory
2. Nemo
3. The good dinosaur
4. The Jungle Book

**Note. :-**

- let germinate seeds in a small pot ,water them daily and observe them grow into plants. label the pot and bring to school after vacation
- Go for a walk daily and collect the things and make collage, scenery , and anything ( five sheets)
- Learn 2 Shlokas

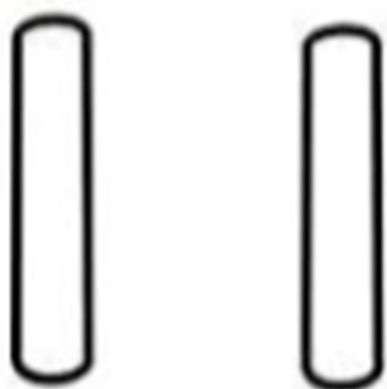


**WRITING PATTERNS BOOK:**


- Complete all the book
- **NOTE: Bring all the Holiday Homework in a Beautiful Folder**



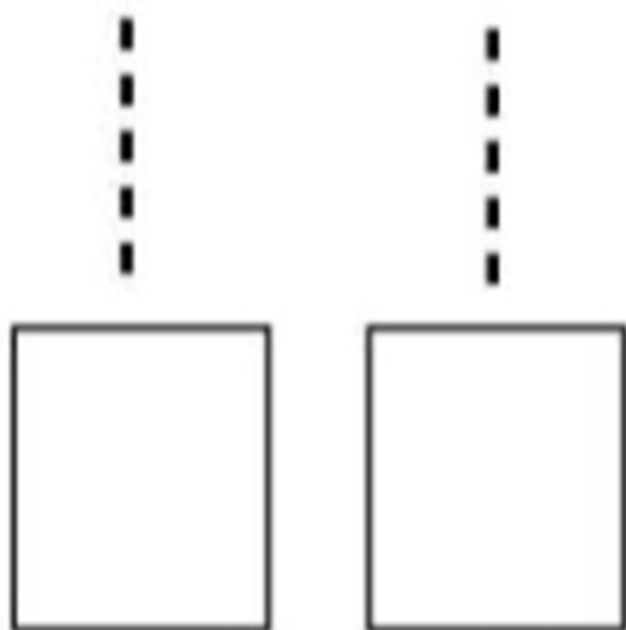
Colour the number 1.



Colour one sun.




Trace the number 1 and write number 1 in the blank boxes.



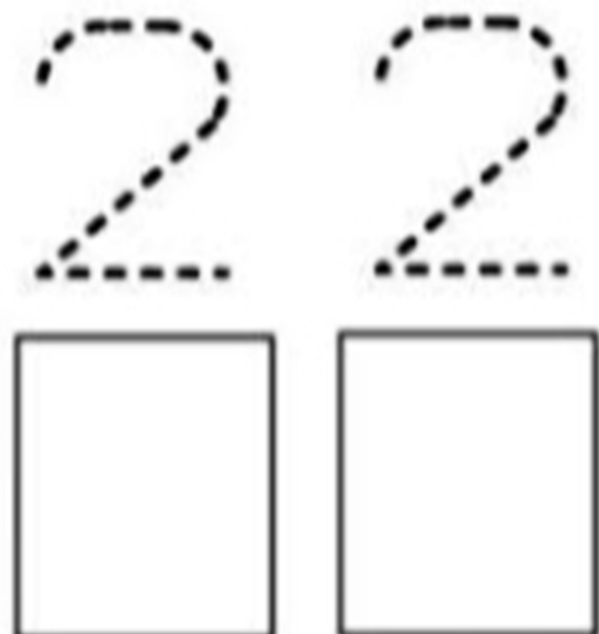
Colour the number 2



Colour two ice creams.






Trace the number 2 and write number 2 in the blank boxes.




## ACTIVITY Save Animals

- With kids hand prints create any 4 different animals/ bird using ivory / A4 sheet as the base paper.

### Images for Reference



Stick bindi of **red colour** to complete the apple tree





# Things I Like To Do on a Sunny Summer Day

Color the things you like to do on a warm day in spring



catch bugs



play in the sprinkler



go swimming



blow bubbles



eat ice cream



build a sandcastle



have a picnic



ride a bike

# The Wise OWL

- Colour ME...
- Paste pencil shavings & bring my feathers back.

